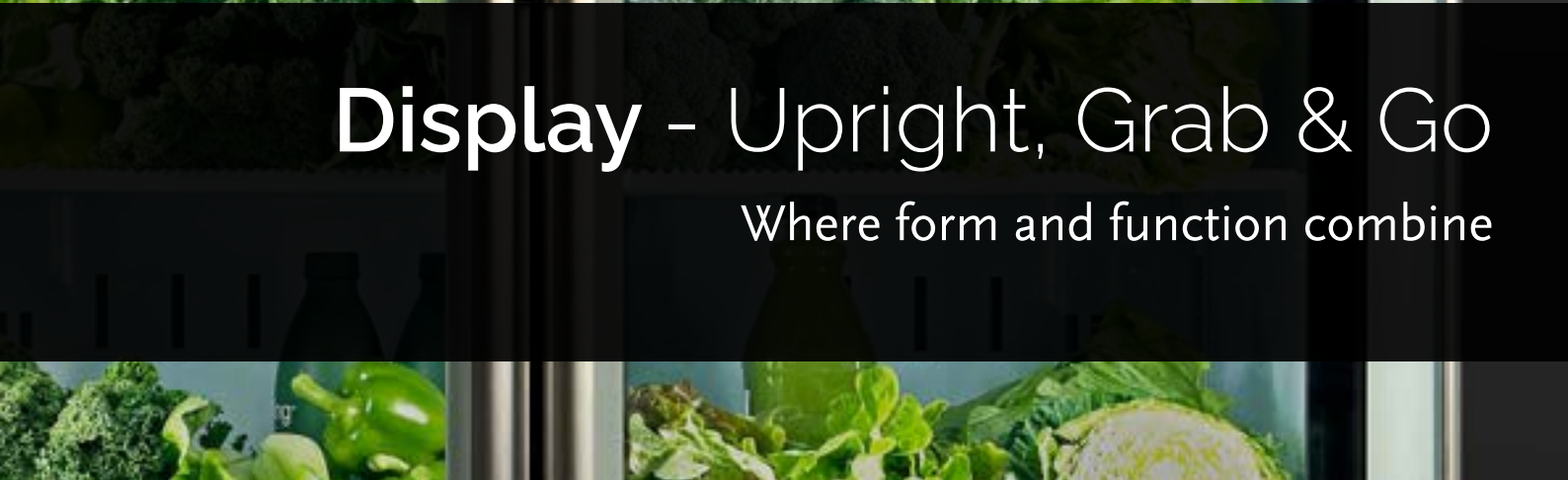




Display - Upright, Grab & Go
Where form and function combine



Contents

Upright Fridges and Freezers ActiveCore	4
Key Features	6
ActiveCore Top Mount Summary	12
ActiveCore Top Mount Specs	14
ActiveCore Bottom Mount Summary	18
ActiveCore Bottom Mount Specs	20
ActiveCore Bottom Mount SlimLine Summary	24
ActiveCore Bottom Mount SlimLine Specs	26
ActiveCore Freezer Summary	28
ActiveCore Freezer Specs	30
Upright Fridges EziCore	36
Key Features	38
EziCore Top Mount Summary	42
EziCore Top Mount Specs	44
EziCore Bottom Mount Summary	46
EziCore Bottom Mount Specs	48
Grab & Go OpenDeck	50
Key Features	52
OpenDeck Summary	56
OpenDeck Specs	60





ActiveCore™

The industry benchmark



ActiveCore™

High performance merchandiser




There is a good reason ActiveCore is known as the most advanced glass door merchandiser on the market. ActiveCore technology achieves high performance and low power costs like no other. At the heart of any ActiveCore is its interchangeable cartridge, which isn't just notable for the streamlined maintenance it offers, but the way it leverages R290 Hydrocarbon natural refrigerant to achieve both incredible temperature consistency and cutting-edge power economy. ActiveCore fridges and freezers consistently hold temperature, even on 40°C days and with frequent door openings in busy venues. Perfectly chilled food and drink are key to maintaining product quality and driving repeat purchases. With superior build quality ActiveCore will continue to deliver on product sales long into the future.

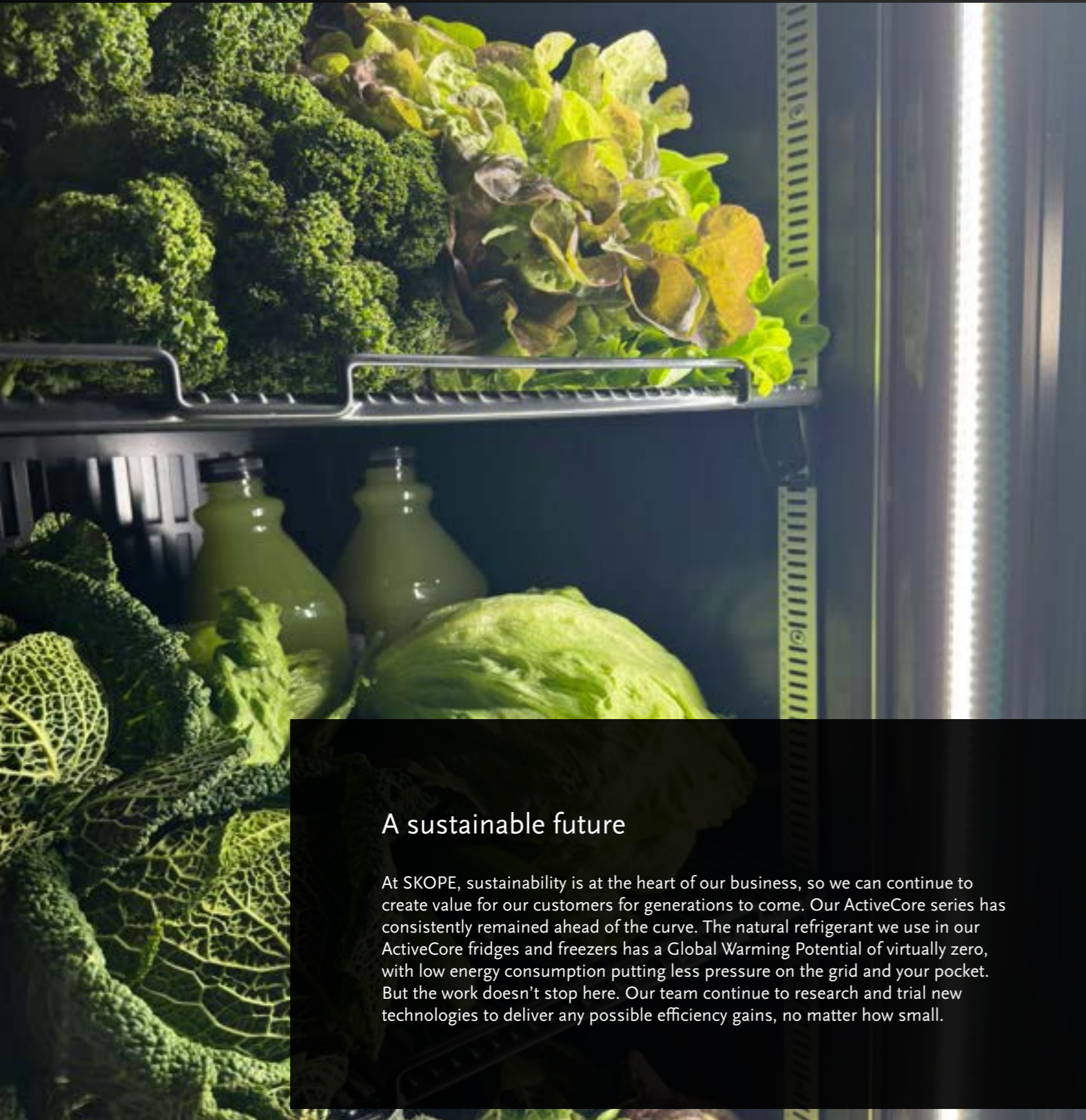
Powerful branding opportunities

We know how important merchandising is to driving sales. All ActiveCore products feature large storage capacity, frameless high glass doors, and a LED interior to provide maximum product visibility. To minimise condensation, ActiveCore fridges use double glazed Low-E glass, whilst our freezer doors use triple-glazed heated panels. Adjustable shelving easily accommodates different bottle sizes, can arrangements, and packaging formats. ActiveCore can also be customised to create an experience as unique as your brand. Tailor the finish to brand colours, add branded decals, customise internal lighting, add gravity matting in fridges, or baskets instead of shelves in freezers to maximise the opportunity to drive impulse sales.

Digital connectivity

SKOPE-connect is a world-leading commercial refrigeration control and monitoring app that comes at no extra cost and works straight out of the box. SKOPE-connect represents an era of unprecedented control. The app monitors temperature and door openings. Historical data can be downloaded and used to minimise power costs, and gives labour-free temperature logging. The greater the number of assets, the more the potential savings. Door opening data provides valuable instore insights. Internal lighting can be automated for convenience and further energy efficiency gains. SKOPE-connect will also alert you if anything threatens internal temperature consistency so issues can be resolved quickly with no downtime or risk to product.





A sustainable future

At SKOPE, sustainability is at the heart of our business, so we can continue to create value for our customers for generations to come. Our ActiveCore series has consistently remained ahead of the curve. The natural refrigerant we use in our ActiveCore fridges and freezers has a Global Warming Potential of virtually zero, with low energy consumption putting less pressure on the grid and your pocket. But the work doesn't stop here. Our team continue to research and trial new technologies to deliver any possible efficiency gains, no matter how small.



Market-leading 5 year warranty

ActiveCore has become a byword for quality, reliability, durability, and serviceability. We are so confident in ActiveCore's impeccable reliability track record that all ActiveCore fridges and freezers come with a full 5 year warranty when registered. Enjoy five years of minimised disruption and peace of mind from a reliable refrigeration system that represents exceptional value.

The SKOPE Difference | Nothing performs like a SKOPE



Unrivalled Energy Efficiency

ActiveCore's eco-friendly R290 refrigerant delivers incredible efficiency, saving over \$1,250 per year on running costs compared to some competitors.



Truly Green Technology

The Global Warming Potential of our natural refrigerant is virtually zero. Other refrigerants can be over 54,000 times worse for the environment.




Precise Temperature Performance

ActiveCore fridges and freezers consistently hold temperature, even in ambient temperatures of up to 40°C, making it perfect for even the hottest environments.




Unprecedented Control

The SKOPE-connect app monitors and controls temperature and energy consumption to maximise fridge performance and provide downloadable data of actual temperature history.



Quiet Running

ActiveCore is a name synonymous with quiet front of house experiences and the latest series are our quietest display fridges and freezer yet. Lower noise even further with built-in hush mode.



Quicker, Safer Servicing

Major servicing can close your business for hours with other brands. SKOPE's ActiveCore interchangeable refrigeration cartridge means the cartridge can be swapped out in 5-10 minutes so repairs can be made safely offsite.



Typical SKOPE Toughness

Our powder coat finish on a galvanised steel body, along with rigorously tested components throughout, ensure SKOPE products work better for longer.



Superior Warranty Protection

SKOPE has always been synonymous with quality. That's why ActiveCore is backed by a marketing-leading full 5 year warranty.

ActiveCore Top Mount Fridge | Summary

Perfect for:

- Maximising product facings relative to your footprint
- Locations where dust at ground level can quickly clog a bottom-mount unit
- Where you want heat and noise further from customers
- In most back of house locations, to avoid product spillage effecting refrigeration performance



Top Mount

Available Configurations

Our ActiveCore top mount range includes our value-packed standard TME models. If a customised variant is required, such as an alternate colour or passthrough, our New Zealand made SKT models offer incredible versatility.

- Doors – 1, 2, 3
- Door Options – double glazed Low-E (standard TME models), tropical heated glass¹ (SKT), solid powder coated and solid stainless steel also available - see Storage Brochure
- Exterior/Interior Colours – white/white (standard TME models), black/white, stainless steel or custom colours (SKT)
- Refrigeration Unit – self-contained (standard TME models) or remote (SKT)
- Sign – unlit (standard TME N-A models), lit (standard TME N-AC or SKT models)



Key Features

- ActiveCore removable refrigeration cartridge
- Natural R290 refrigerant
- Self-closing, double glazed, toughened safety glass doors
- Powder coated galvanised steel (standard TME) or stainless steel interior and exterior (SKT)
- LED interior lighting
- Adjustable height wire shelves
- Built-in retractable locking tabs
- 100mm high swivel castors (front lockable)
- SKOPE-connect app
- Up to 9 stars GEMS energy rating
- 5 year warranty

Stock Availability

- Stocked: TME
- Made to Order: SKT

Options

Any model:


- Extra shelves and clips
- Gravity matting
- Merchandising strips
- Branded decals
- High capacity shelf (>20kg)
- Retrofit hinge kit

SKT models:

- Plinth mounting
- Barrel door locks
- Punched stainless steel shelves
- Internal shelf lighting
- Passthrough
- Glass viewing panel to sides
- Internal LED lighting (for solid door models)

¹ Condensation can occur on glass door fridges in some hot or humid environments. To eliminate the risk of condensation choose a SKT model with tropical heated glass doors.

ActiveCore Top Mount Fridge | Specifications



Product Details

1 Door Top Mount Customisable Fridge

1 Door Top Mount Fridge

1 Door Top Mount Customisable Fridge

2 Door Top Mount Fridge

Model Number	SKT500N-A	TME650N-A	SKT650N-A	TME1000N-A
Door Finish	Frameless glass or solid	Frameless glass	Frameless glass or solid	Frameless glass
Footprint (m ²)	0.43	0.55	0.55	0.84
Shelves	5 x plastic coated wire shelves	5 x plastic coated wire shelves	5 x plastic coated wire shelves	5 x plastic coated wire shelves
Interior Lighting	1 x 24V LED	1 x 1400mm, 15W LED	1 x 1400mm, 15W LED	2 x 1400mm, 15W LED
Lit Sign	AC Model	AC Model	AC Model	AC Model
Refrigeration Unit	Self-contained R290 (standard) or Remote (MTO)	Self-contained R290 (standard) or Remote (MTO)	Self-contained R290 (standard) or Remote (MTO)	Self-contained R290 (standard) or Remote (MTO)
Storage Capacity				
Internal Volume (L)	410	610	610	897
Performance				
Max Ambient Temperature (°C)	40	40	40	40
Temperature Range (°C)	1 to 4 (adjustable from 1 to 15 via SKOPE-connect)	1 to 4 (adjustable from 1 to 15 via SKOPE-connect)	1 to 4 (adjustable from 1 to 15 via SKOPE-connect)	1 to 4 (adjustable from 1 to 15 via SKOPE-connect)
GEMS Certified Climate Class	M1	3M1	3M1	3M1
Energy Consumption (kWh/24h)	1.75	2.36	2.36	3.79
Annual Running Cost (@ \$0.30/kWh)	\$192	\$258	\$259	\$415
Current Draw (Amps)	2.0	2.9	2.9	3.0



Download Spec Sheets on our website



ActiveCore Top Mount Fridge | Specifications



Product Details

	2 Door Top Mount Customisable Fridge	2 Door Top Mount Customisable Fridge	3 Door Top Mount Fridge	3 Door Top Mount Customisable Fridge
Model Number	SKT1000N-A	SKT1300N-A	TME1500N-A	SKT1500N-A
Door Finish	Frameless glass or solid	Frameless glass or solid	Frameless glass	Frameless glass or solid
Footprint (m ²)	0.84	1.10	1.27	1.27
Shelves	5 x plastic coated wire shelves per door	5 x plastic coated wire shelves per door	5 x plastic coated wire shelves per door	5 x plastic coated wire shelves per door
Interior Lighting	2 x 1400mm, 15W LED	2 x 1400mm, 15W LED	3 x 1400mm, 15W LED	3 x 1400mm, 15W LED
Lit Sign	AC Model	AC Model	AC Model	AC Model
Refrigeration Unit	Self-contained R290 (standard) or Remote (MTO)	Self-contained R290 (standard) or Remote (MTO)	Self-contained R290 (standard) or Remote (MTO)	Self-contained R290 (standard) or Remote (MTO)

Storage Capacity

Internal Volume (L)	897	1310	1497	1497
---------------------	-----	------	------	------

Performance

Max Ambient Temperature (°C)	40	40	40	40
Temperature Range (°C)	1 to 4 (adjustable from 1 to 15 via SKOPE-connect)	1 to 4 (adjustable from 1 to 15 via SKOPE-connect)	1 to 4 (adjustable from 1 to 15 via SKOPE-connect)	1 to 4 (adjustable from 1 to 15 via SKOPE-connect)
GEMS Certified Climate Class	3M1	3M1	3M1	3M1
Energy Consumption (kWh/24h)	3.79	4.21	6.10	6.10
Annual Running Cost (@ \$0.30/kWh)	\$415	\$461	\$668	\$668
Current Draw (Amps)	3.0	3.0	3.4	3.4



Download
Spec Sheets
on our website



ActiveCore Bottom Mount Fridge | Summary




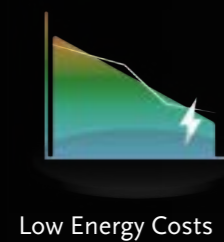

Perfect for:

- Front of house locations enabling easy self-service
- Ensuring more products are in direct customer sight-lines
- In rooms with lower roof heights or have limited height door access

Available Configurations

Our ActiveCore bottom mount range includes our value-packed standard BME models. If a customised variant is required, such as an alternate colour or passthrough, our New Zealand made SKB models offer incredible versatility.

- Doors – 1, 2, 3
- Door Options – double glazed Low-E (standard BME models), tropical heated glass¹ (SKB) or solid powder coated and solid stainless steel also available - see Storage Brochure
- Exterior/Interior Colours – white/white (standard BME models), black/white, black/black, stainless steel or custom colours (SKB)
- Refrigeration Unit – self-contained (standard BME models), remote (SKB)
- Sign – unlit (standard BME N-A models), lit (standard BME N-AC or SKB models)



Key Features

- ActiveCore removable refrigeration cartridge
- Natural R290 refrigerant
- Self-closing, double glazed, toughened safety glass doors
- Powder coated galvanised steel or stainless steel interior and exterior
- LED interior lighting
- Adjustable height wire shelves
- Built-in retractable locking tabs
- 100mm high swivel castors (front lockable)
- SKOPE-connect app
- Up to 9 star GEMS energy rating
- 5 year warranty

Options

Any model:

- Extra shelves and clips
- Gravity matting
- Merchandising strips
- Branded decals

SKB models:


- Plinth mounting
- Barrel door locks
- Punched stainless steel shelves
- Internal shelf lighting
- Passthrough
- Glass viewing panel to sides
- Internal LED lighting (for solid door models)
- Retrofit hinge kit

Stock Availability

- Stocked – BME600N-A white/white, BME1200N-A white/white and black/black, BME1500N-A white/white and black/black
- Made to Order – all other BME and all SKB models

¹ Condensation can occur on glass door fridges in some hot or humid environments. To eliminate the risk of condensation choose a SKB model with tropical heated glass doors.

ActiveCore Bottom Mount Fridge | Specifications



Product Details

	1 Door Bottom Mount Fridge	1 Door Bottom Mount Customisable Fridge	2 Door Bottom Mount Customisable Fridge	2 Door Bottom Mount Fridge
Model Number	BME600N-A	SKB600N-A	SKB900N-A	BME1200N-A
Door Finish	Frameless glass	Frameless glass or solid	Frameless glass or solid	Frameless glass
Footprint (m ²)	0.55	0.63	0.86	1.08
Shelves	4 x plastic wire shelves & 1 x stainless steel fixed base tray/shelf	4 x plastic wire shelves & 1 x stainless steel fixed base tray/shelf	4 x plastic wire shelves per door & 1 x stainless steel fixed base tray/shelf per door	4 x plastic wire shelves per door & 1 x stainless steel fixed base tray/shelf per door
Interior Lighting	1 x 1370mm, 15W LED	1 x 1370mm, 15W LED	2 x 1370mm, 15W LED	2 x 1370mm, 15W LED
Sign	AC Model	AC Model	AC Model	AC Model
Refrigeration Unit	Self-contained R290 (standard) or Remote (MTO)	Self-contained R290 (standard) or Remote (MTO)	Self-contained R290 (standard) or Remote (MTO)	Self-contained R290 (standard) or Remote (MTO)

Storage Capacity

Internal Volume (L)	584	584	880	1079
---------------------	-----	-----	-----	------

Performance

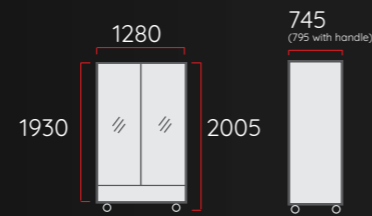
Max Ambient Temperature (°C)	40	40	40	40
Temperature Range (°C)	1 to 4 (adjustable from 1 to 15 via SKOPE-connect)	1 to 4 (adjustable from 1 to 15 via SKOPE-connect)	1 to 4 (adjustable from 1 to 15 via SKOPE-connect)	1 to 4 (adjustable from 1 to 15 via SKOPE-connect)
Climate Class	3M1	3M1	3M1	3M1
Energy Consumption (kWh/24h)	2.21	2.21	3.46	3.37
Annual Running Cost (@ \$0.30/kWh)	\$242	\$242	\$379	\$369
Current Draw (Amps)	2.9	2.9	3.0	3.0



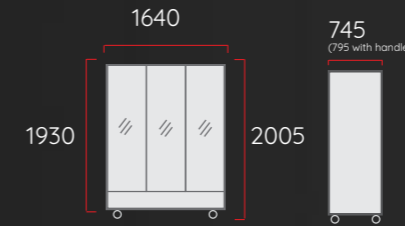
Download
Spec Sheets
on our website



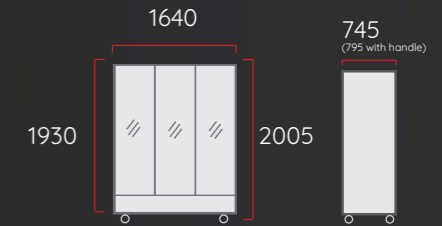
ActiveCore Bottom Mount Fridge | Specifications



2 Door Bottom Mount Customisable Fridge



3 Door Bottom Mount Fridge



3 Door Bottom Mount Customisable Fridge

Product Details	2 Door Bottom Mount Customisable Fridge	3 Door Bottom Mount Fridge	3 Door Bottom Mount Customisable Fridge
Model Number	SKB1200N-A	BME1500N-A	SKB1500N-A
Door Finish	Frameless glass or solid	Frameless glass	Frameless glass or solid
Footprint (m ²)	1.08	1.34	1.34
Shelves	4 x plastic wire shelves per door & 1 x stainless steel fixed base tray/shelf per door	4 x plastic wire shelves per door & 1 x stainless steel fixed base tray/shelf per door	4 x plastic wire shelves per door & 1 x stainless steel fixed base tray/shelf per door
Interior Lighting	2 x 1370mm, 15W LED	3 x 1370mm, 15W LED	3 x 1370mm, 15W LED
Sign	AC Model	AC Model	AC Model
Refrigeration Unit	Self-contained R290 (standard) or Remote (MTO)	Self-contained R290 (standard) or Remote (MTO)	Self-contained R290 (standard) or Remote (MTO)
Storage Capacity			
Internal Volume (L)	1079	1433	1433
Performance			
Max Ambient Temperature (°C)	40	40	40
Temperature Range (°C)	1 to 4 (adjustable from 1 to 15 via SKOPE-connect)	1 to 4 (adjustable from 1 to 15 via SKOPE-connect)	1 to 4 (adjustable from 1 to 15 via SKOPE-connect)
GEMS Certified Climate Class	3M1	3M1	3M1
Energy Consumption (kWh/24h)	3.37	4.99	4.99
Annual Running Cost (@ \$0.30/kWh)	\$369	\$547	\$547
Current Draw (Amps)	3.0	3.4	3.4



Download Spec Sheets on our website



ActiveCore Bottom Mount SlimLine Fridge | Summary

Perfect for:

- Front of house locations enabling easy self-service
- Ensuring more products are in direct customer sight-lines
- Locations with limited space suitable for a compact fridge

Available Configurations

- Doors – 1, 2
- Door Options – double glazed Low-E
- Exterior/Interior Colours – black/black
- Refrigeration Unit – self-contained
- Sign – unlit (standard N-A models), lit (standard N-AC models)



Bottom Mount



BME300N-A

BME300N-AC

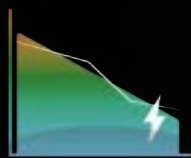
BME400N-A

BME400N-AC



1 Door

2 Door



Low Energy Costs



Bright, LED Lighting



SKOPE-connect™

Key Features

- ActiveCore SlimLine removable refrigeration cartridge
- Natural R290 refrigerant
- Self-closing, double glazed, toughened safety glass doors
- Powder coated galvanised steel or stainless steel interior and exterior
- LED interior lighting
- Adjustable height and angle wire shelves
- Built-in retractable locking tabs
- 100mm high swivel castors (front lockable)
- SKOPE-connect app
- 5 year warranty

Options

Any model:

- Extra shelves and clips
- Gravity matting
- Merchandising strips
- Branded decals

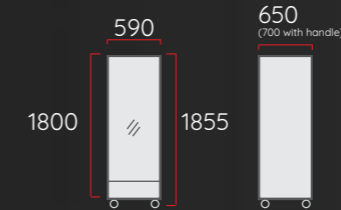
Stock Availability

- Stocked

ActiveCore Bottom Mount SlimLine Fridge | Specifications



1 Door Bottom Mount Fridge, Lit Sign



1 Door Bottom Mount Fridge

Product Details

Model Number	BME300N-A	BME400N-A
Door Finish	Frameless glass	Frameless glass
Footprint (m ²)	0.41	0.41
Shelves	4 x adjustable height and angle plastic wire shelves with optional gravity matting	5 x adjustable height and angle plastic wire shelves with optional gravity matting
Interior Lighting	1 x 24V LED strip	1 x 24V LED strip
Sign	AC Model	AC Model
Refrigeration Unit	Self-contained R290	Self-contained R290

Storage Capacity

Internal Volume (L)	277	340
---------------------	-----	-----

Performance

Max Ambient Temperature (°C)	40	40
Temperature Range (°C)	1 to 4 (adjustable from 1 to 15 via SKOPE-connect)	1 to 4 (adjustable from 1 to 15 via SKOPE-connect)
Climate Class	TBC	TBC
Energy Consumption (kWh/24h)	TBC	TBC
Annual Running Cost (@ \$0.30/kWh)	TBC	TBC
Current Draw (Amps)	TBC	TBC



Download Spec Sheets on our website



ActiveCore Upright Freezers | Summary

Perfect for:

- Front of house locations enabling easy self-service
- In high-traffic customer sales areas
- In back of house locations for easy ingredient selection
- Where you want to maximise sales of high profit frozen products




Top Mount

Available Configurations

Our ActiveCore freezer range includes our value-packed standard TMF models. If a customised variant is required, such as an alternate colour, our New Zealand made SKFT models offer incredible versatility.

- Doors-1,2,3
- Door Options - triple glazed heated (standard TMF models), solid powder coated and solid stainless steel also available (SKFT) - see Storage Brochure
- Exterior/Interior Colours – white/white (standard TMF models), black/white, black/black, stainless steel or custom colours (SKFT)
- Refrigeration Unit – self-contained (standard TMF models), remote (SKFT)
- Sign – unlit (standard TMF N-A models), lit (TMF N-AC or SKFT models)
- Ice Freezer (specialised climate, single heavy duty ice shelf)



Key Features

- ActiveCore removable freezer cartridge
- Natural R290 refrigerant
- Self-closing, triple glazed heated glass doors with Active Condensation Control
- Powder coated galvanised steel or stainless steel interior and exterior
- LED interior lighting
- Adjustable height wire shelves
- Built-in locking tabs
- 100mm high swivel castors (front lockable)
- SKOPE-connect app
- Up to 4 star GEMS energy rating
- 5 year warranty

Stock Availability

- Stocked – TMF
- Made to Order – SKFT

Options

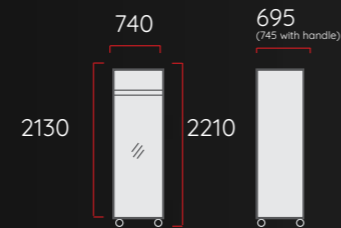
Any model:

- Extra shelves and clips
- High capacity shelf
- Merchandising strips
- Punched stainless steel shelves

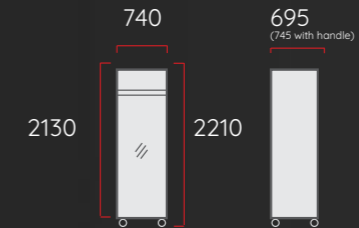
SKFT models:

- Baskets (instead of shelves)
- Barrel or Hasp door locks
- Bumpers
- Internal LED lighting (for solid door models)

ActiveCore Freezer | Specifications



1 Door Top Mount Freezer



1 Door Top Mount Customisable Freezer

Product Details

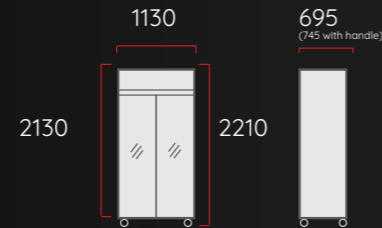
Model Number	TMF650N-A	SKFT650N-A
Door Finish	Glass or solid	Glass or solid
Footprint (m ²)	0.55	0.55
Shelves	5 x plastic coated wire shelves	5 x plastic coated wire shelves
Interior Lighting	1 x 1400mm, 15W LED	1 x 1400mm, 20W LED strip side light
Lit Sign	AC Model	AC Model
Refrigeration Unit	Self-contained R290 (standard) or Remote (MTO)	Self-contained R290 (standard) or Remote (MTO)
Storage Capacity		
Internal Volume (L)	610	557
Performance		
Max Ambient Temperature (°C)	40	40
Temperature Range (°C)	-18 to -21 (adjustable from -12 to -26 via SKOPE-connect)	-18 to -21 (adjustable from -12 to -26 via SKOPE-connect)
GEMS Certified Climate Class	3L1	3L1
Energy Consumption (kWh/24h)	10.47	10.47
Annual Running Cost (@ \$0.30/kWh)	\$1146	\$1149
Current Draw (Amps)	5.5	5.5



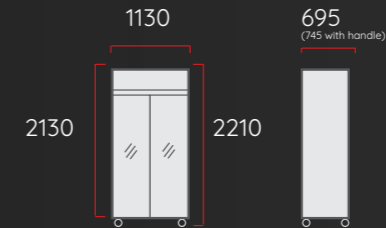
Download
Spec Sheets
on our website



ActiveCore Freezer | Specifications



2 Door Top Mount Freezer



2 Door Top Mount Customisable Freezer

Product Details

Model Number	TMF1000N-A	SKFT1000N-A
Door Finish	Glass or solid	Glass or solid
Footprint (m ²)	0.84	0.84
Shelves	5 x plastic coated wire shelves	5 x plastic coated wire shelves per door
Interior Lighting	2 x 1400mm, 15W LED	2 x 1400mm, 15W LED
Lit Sign	AC Model	AC Model
Refrigeration Unit	Self-contained R290 (standard) or Remote (MTO)	Self-contained R290 (standard) or Remote (MTO)

Storage Capacity

Internal Volume (L)	896	896
---------------------	-----	-----

Performance

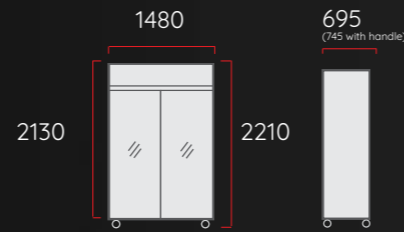
Max Ambient Temperature (°C)	40	40
Temperature Range (°C)	-18 to -21 (adjustable from -12 to -26 via SKOPE-connect)	-18 to -21 (adjustable from -12 to -26 via SKOPE-connect)
GEMS Certified Climate Class	3L1	3L1
Energy Consumption (kWh/24h)	16.17	16.17
Annual Running Cost (@ \$0.30/kWh)	\$1771	\$1771
Current Draw (Amps)	5.5	5.5



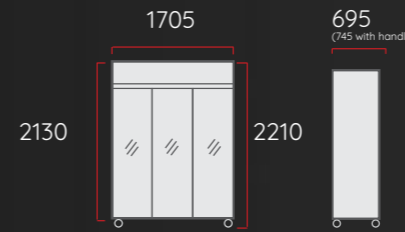
Download
Spec Sheets
on our website



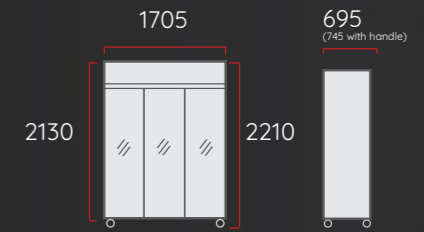
ActiveCore Freezers | Specifications



2 Door Top Mount Customisable Freezer



3 Door Top Mount Freezer




3 Door Top Mount Customisable Freezer

Product Details	2 Door Top Mount Customisable Freezer	3 Door Top Mount Freezer	3 Door Top Mount Customisable Freezer
Model Number	SKFT1300N-A	TMF1500N-A	SKFT1500N-A
Door Finish	Glass or solid	Glass or solid	Glass or solid
Footprint (m ²)	0.84	1.27	1.27
Shelves	5 x plastic coated wire shelves per door	5 x plastic coated wire shelves per door	5 x plastic coated wire shelves per door
Interior Lighting	2 x 1400mm, 20W LED strip side lights	3 x 1400mm, 20W LED	3 x 1400mm, 20W LED strip side lights
Lit Sign	AC Model	AC Model	AC Model
Refrigeration Unit	Self-contained R290 (standard) or Remote (MTO)	Self-contained R290 (standard) or Remote (MTO)	Self-contained R290 (standard) or Remote (MTO)
Storage Capacity			
Internal Volume (L)	1202	1396	1396
Performance			
Max Ambient Temperature (°C)	40	40	40
Temperature Range (°C)	-18 to -21 (adjustable from -12 to -26 via SKOPE-connect)	-18 to -21 (adjustable from -12 to -26 via SKOPE-connect)	-18 to -21 (adjustable from -12 to -26 via SKOPE-connect)
GEMS Certified Climate Class	3L1	3L1	3L1
Energy Consumption (kWh/24h)	22.18	31.12	31.12
Annual Running Cost (@ \$0.30/kWh)	\$2429	\$3408	\$3408
Current Draw (Amps)	7.5	11.5	11.5



Download Spec Sheets on our website





EziCore™

Value packed merchandising

EziCore™

Don't settle for less

SKOPE's EziCore series of bottom and top mount glass door merchandisers ticks every box for cost-conscious operators. You'll find SKOPE technology, build quality, and truly green performance. With low energy consumption and noise, and LED lights to make your products pop, EziCore will drive exceptional sales results.

Value packed merchandising

EziCore caters to every budget without compromising on the design features and performance you expect from SKOPE. Featuring LED lighting integrated into the doors, EziCore merchandisers offer exceptional product illumination, ensuring products stand out and capture attention. The built-in lit sign panel allows for customised graphics, for effective branding and promotional opportunities.

Renowned SKOPE build quality

Like all SKOPE products, we prioritise safety and functionality. EziCore is certified to M1 standards (-1°C - 5°C) so you can safely store food and dairy products as well as ensuring your drinks are super cold. Enjoy excellent thermal performance and clear visibility with double-glazed doors that prevent condensation. The powder-coated galvanized steel interior and exterior ensure durability, making EziCore fridges a reliable choice for the demands of a busy commercial kitchen or retail application.

The SKOPE Difference | Nothing performs like a SKOPE



Low Energy Consumption

Expertly designed natural refrigerant technology ensures minimised carbon footprint and better energy efficiency than other entry level glass door merchandisers.




Truly Green Technology

The Global Warming Potential of our natural refrigerant is virtually zero. Other refrigerants can be over 54,000 times worse for the environment.




Safe Storage

EziCore products comfortably hold temperature at under 5°C (M1) at an ambient temperature of 35°C so you can safely store both food and dairy as well as drinks.




High Impact Lighting

Bright LED lighting achieves optimal product merchandising through strategic placement within the door frame.



Removable Cartridge Technology

Servicing is made easy and downtime is minimised with removable cartridge technology that is compatible across the whole EziCore series.



Quiet Running

SKOPE is synonymous with quiet front of house experiences and the EziCore series is no exception. You can expect quiet running from all EziCore models.



Typical SKOPE Toughness

A powder-coated finish to a galvanised steel body is typical of SKOPE'S no compromise specification. EziCore delivers reliability and toughness you expect from all SKOPE products.



SKOPE Reliability

SKOPE quality and reliability is backed up by a 2 year, on-site, parts and labour warranty across all EziCore products.

EziCore Top Mount Fridge | Summary

Perfect for:

- Cafes, restaurants and shops that require a value packed model with entry level performance
- Top mount models are best where dust at ground level can quickly clog a bottom mount unit
- Back of house locations, to avoid product spillage affecting refrigeration performance




Top Mount

Available Configuration


- Doors – 1, 2
- Door Finish – double glazed with plastic frame and handle
- Exterior/Interior Colour Options – white/white
- Refrigeration Unit – self-contained R290
- Sign – lit sign panel



1 Door



2 Door



Entry Level Price



Bright LED Lighting



Easy Servicing



TCE650N-AC



TCE1000N-AC

Key Features

- Natural R290 refrigerant
- Self-closing, double glazed, toughened safety glass doors
- Powder coated galvanised steel body
- LED interior lighting within door assembly
- Adjustable height plastic coated wire shelves
- 100mm high swivel castors (front lockable)
- Up to 8 star GEMS energy rating
- 2 year warranty (parts and labour)

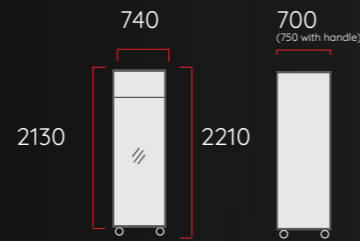
Options

- Extra shelves and clips

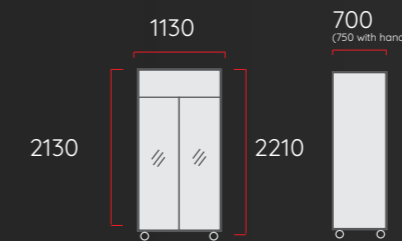
Stock Availability

- Stocked: All models

EziCore Top Mount Fridge | Specifications



1 Door Top Mount Fridge



2 Door Top Mount Fridge

Product Details

Model Number	TCE650N	TCE1000N
Door Finish	Plastic framed double-glazed glass	Plastic framed double-glazed glass
Footprint (m ²)	0.56	0.85
Shelves	4 x full width plastic coated wire shelves	4 x full width plastic coated wire shelves
Interior Lighting	2 x 1360mm, 6W LED	4 x 1360mm, 6W LED
Sign	Lit	Lit
Refrigeration Unit	Self-contained R290	Self-contained R290

Storage Capacity

Internal Volume (L)	557	896
---------------------	-----	-----

Performance

Max Ambient Temperature (°C)	35	35
Temperature Range (°C)	0 to 5	0 to 5
GEMS Certified Climate Class	3M1	3M1
Energy Consumption (kWh/24h)	3.15	4.77
Annual Running Cost (@ \$0.30/kWh)	\$345	\$522
Current Draw (Amps)	3.0	3.0



Download
Spec Sheets
on our website



EziCore Bottom Mount Fridge | Summary

Perfect for:

- Cafes, restaurants and shops that require a value packed model with entry level performance
- Bottom mount cabinets ensure more products are in direct customer sight lines
- Where you prefer maintenance is undertaken at ground level




Bottom Mount

Available Configuration


- Doors – 1, 2
- Door Finish – double glazed with plastic frame and handle
- Exterior/Interior Colour Options – black/white
- Refrigeration Unit – self-contained R290
- Sign – lit sign panel



1 Door



2 Door



Entry Level Price



Bright, LED Lighting



Easy Servicing



BCE600N-AC



BCE1200N-AC

Key Features

- Natural R290 refrigerant
- Self-closing, double glazed, toughened safety glass doors
- Powder coated galvanised steel body
- LED interior lighting within door assembly
- Adjustable height plastic coated wire shelves
- 100mm high swivel castors (front lockable)
- Up to 8 star GEMS energy rating
- 2 year warranty (parts and labour)

Options

- Extra shelves and clips

Stock Availability

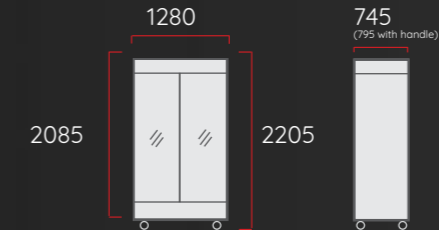
- Stocked: All models



EziCore Bottom Mount Fridge | Specifications



1 Door Bottom Mount Fridge



2 Door Bottom Mount Fridge

Product Details

Model Number	BCE600N	BCE1200N
Door Finish	Plastic framed double-glazed glass	Plastic framed double-glazed glass
Footprint (m ²)	0.59	1.02
Shelves	5 x full width shelves	10 x half width shelves
Interior Lighting	2 x 1360mm, 6W LEDs	4 x 1360mm, 6W LED
Sign	Lit	Lit
Refrigeration Unit	Self-contained R290	Self-contained R290

Storage Capacity

Internal Volume (L)	559	1030
---------------------	-----	------

Performance

Max Ambient Temperature (°C)	35	35
Temperature Range (°C)	0 to 5	0 to 5
GEMS Certified Climate Class	3M1	3M1
Energy Consumption (kWh/24h)	3.04	4.23
Annual Running Cost (@ \$0.30/kWh)	\$333	\$463
Current Draw (Amps)	3.0	3.0



Download
Spec Sheets
on our website





OpenDeck™

Maximise high margin impulse sales

OpenDeck™

Supercharge sales

Experience a game-changing solution for maximising high-margin impulse sales with the SKOPE OpenDeck series. Customers report a 45% increase in impulse sales after installing a SKOPE OpenDeck. The series goes beyond your typical Grab & Go fridge, revolutionising the way products are showcased. Double glazed side panels for wide angle viewing and bright LED lights fitted to every shelf ensure excellent product visibility. OpenDeck makes your food and drink pop. With tiltable and adjustable height shelves, you can set up your display to catch the customer's eye and watch the sales fly in.

Optimise prime real estate

Designed for maximum impact, OpenDeck fridges offer huge storage capacity, making them the ideal solution for impulse retail. With space to store up to 425 cans with 85 facings (330ml) or 400 bottles and 80 facings (600ml), there is ample room to meet the demands of a busy establishment. Tailor the finish to brand colours, add branded decals and gravity matting to further maximise the opportunity to drive impulse sales.





Keep it chilled

OpenDeck features SKOPE's unique and superior ChillGuard™ Technology. Leading airflow engineering distributes airflow to ensure all displayed products are always equally chilled and ready to serve, no matter where in the cabinet they are selected from. OpenDeck comfortably holds temperature under 5°C (3M1) so food and dairy as well as drinks can be safely stored.



A sustainable future

At SKOPE, sustainability is at the heart of everything we do. Our OpenDeck series has consistently remained ahead of the curve. The natural refrigerants we use in our OpenDeck fridges have a Global Warming Potential of virtually zero to not compromise our planet for future generations. But the work doesn't stop here, as we incrementally increase efficiency without compromising on performance.

The SKOPE Difference | Nothing performs like a SKOPE



Superior Storage Capacity

OpenDeck fridges can store up to 425 cans (330ml) or 400 bottles (600ml) and display 85 product facings for 330ml cans or 80 product facings for 600ml bottles.




Perfectly Chilled Product

ChillGuard, SKOPE's world-leading cold air control technology blows a cool protective curtain over your products, ensuring your products are cold to serve.



Safe Food Storage

OpenDeck fridges comfortably hold temperature at under 5°C (3M1) so you can safely store both food and dairy as well as drinks.



Smart Control

The SKOPE-connect app monitors and controls temperature and energy consumption. Along with downloadable data of actual temperature history, you can even see how many times customers reach-in to the fridge.




Truly Green Technology

The Global Warming Potential of our natural refrigerant is virtually zero. Other refrigerants can be over 54,000 times worse for the environment.



Easy Access

The bottom mounted, front accessible removable refrigeration cartridge and washable condenser filter with toolless access makes servicing a breeze.



Typical SKOPE Toughness

Galvanised steel construction and the specification of quality components delivers SKOPE reliability and toughness.



SKOPE Reliability

SKOPE quality and reliability backed by a 2 year warranty across all Open Deck products. Additional warranty is able to be purchased.

OpenDeck | Summary

Perfect for:

- Shops that want to maximise cold product sales at high traffic locations
- Cafes that want to drive cold product sales and minimise staff service costs
- Hotels and Buffets where self-service is key to design

Available Configurations

- Exterior/Interior Colours – black/black, black/white, white/white, stainless steel (on select models), customised colours
- Refrigeration Unit – self-contained (standard), remote (made to order)
- Low or high lit sign for OD1100N model
- Customisable dimensions (select models)



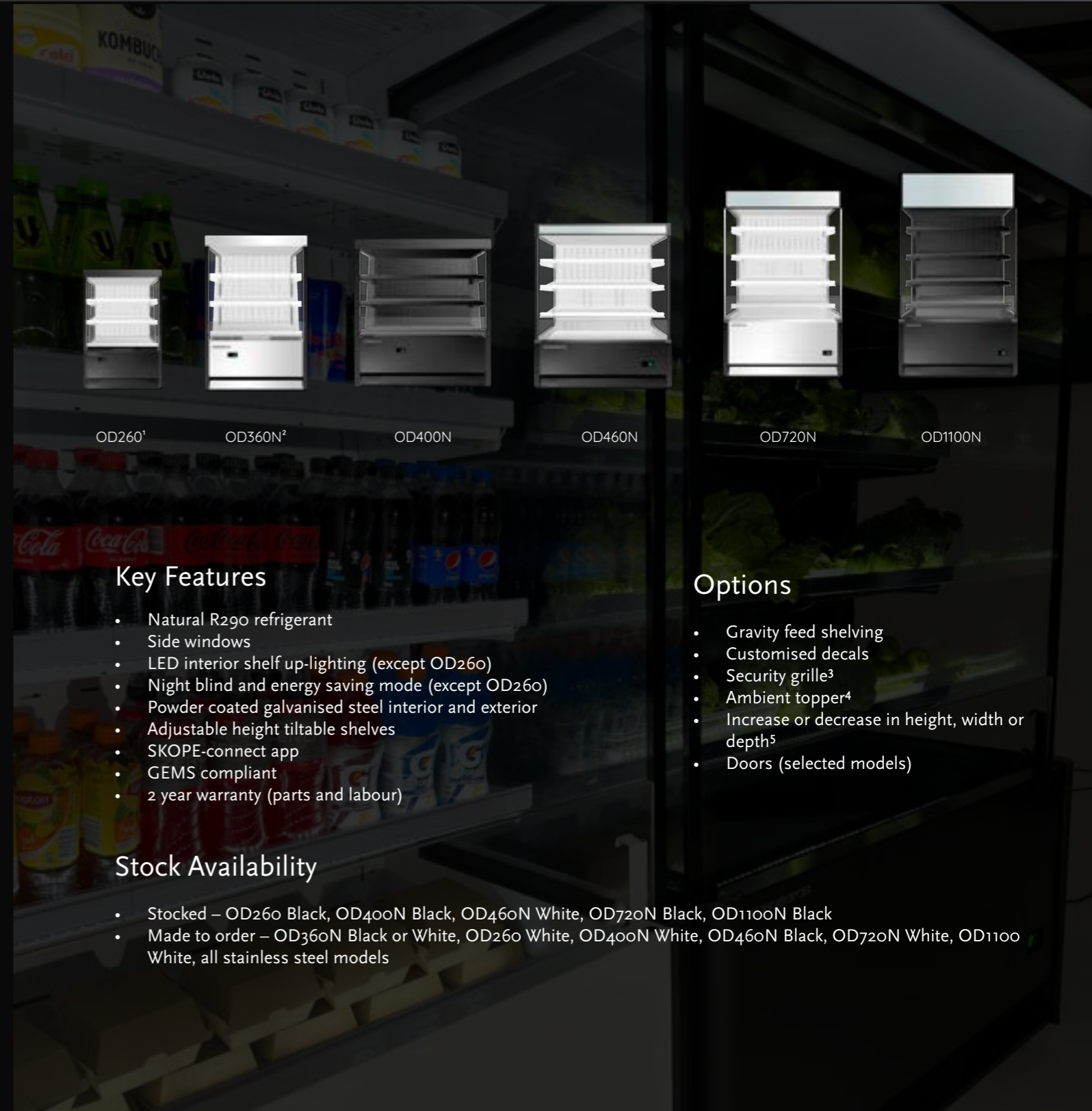
Customised Decals



Gravity Feed Shelving



Natural Refrigerant



Key Features

- Natural R290 refrigerant
- Side windows
- LED interior shelf up-lighting (except OD260)
- Night blind and energy saving mode (except OD260)
- Powder coated galvanised steel interior and exterior
- Adjustable height tiltable shelves
- SKOPE-connect app
- GEMS compliant
- 2 year warranty (parts and labour)

Stock Availability

- Stocked – OD260 Black, OD400N Black, OD460N White, OD720N Black, OD1100N Black
- Made to order – OD360N Black or White, OD260 White, OD400N White, OD460N Black, OD720N White, OD1100 White, all stainless steel models

Options

- Gravity feed shelving
- Customised decals
- Security grille³
- Ambient topper⁴
- Increase or decrease in height, width or depth⁵
- Doors (selected models)

¹OD260 does not feature natural refrigerant or SKOPE-connect™, and a night blind must be ordered separately for this model.

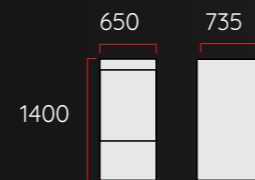
²OD360N is made to order. Minimum order quantity and longer lead times apply.

³OD400N, OD460N, OD1100N.

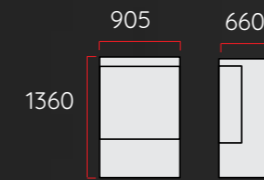
⁴OD260, OD400N, OD460N.

⁵This is a customised option and as such, is subject to a 1 year warranty only.

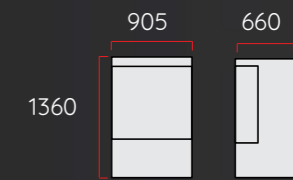
OpenDeck | Specifications



OpenDeck Fridge



OpenDeck Fridge



OpenDeck Fridge

Product Details

Model Number	OD260	OD360N	OD400N
Footprint (m ²)	0.48	0.66	0.6
Shelves	2 x adjustable shelves & 1 x fixed bottom shelf	2 x adjustable shelves & 1 x fixed bottom shelf	2 x adjustable angled shelves & 1 x fixed angled bottom shelf
Interior Lighting	2 x 9W LED	3 x 6W LED	3 x 6W LED
Refrigeration Unit	Self-contained R290	Self-contained R290	Self-contained R290
Sign	Unlit	Unlit	Unlit

Storage Capacity

Internal Volume (L)	230	353	314		
Product Facing		<i>Without matting</i>	<i>With matting</i>	<i>Without matting</i>	<i>With matting</i>
		36 x 330ml can/ 33 x 600ml bottle	30 x 330ml can/ 30 x 600ml bottle	36 x 330ml can/ 33 x 600ml bottle	30 x 330ml can/ 30 x 600ml bottle
Product Loading		<i>Without matting</i>	<i>With matting</i>	<i>Without matting</i>	<i>With matting</i>
		180 x 330ml can/ 165 x 600ml bottle	150 x 330ml can/ 150 x 600ml bottle	156 x 330ml can/ 132 x 600ml bottle	130 x 330ml can/ 120 x 600ml bottle

Performance

Max Ambient Temperature (°C)	25	25	25
Temperature Range (°C)	1 to 5	1 to 5	1 to 5
GEMS Certified Climate Class	3M1	3M1	3M1
Energy Consumption (kWh/24h)	8.30	6.91	6.68
Annual Running Cost (@ \$0.30/kWh)	\$909	\$757	\$731
Current Draw (Amps)	3.2	3.5	3.5



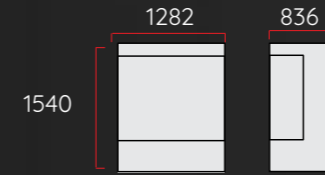
Download Spec Sheets on our website



OpenDeck | Specifications



OpenDeck Fridge



OpenDeck Fridge



OpenDeck Fridge

Product Details

Model Number	OD460N	OD720N ¹	OD1100N.LS.FM ²
Footprint (m ²)	0.8	1.07	1.06
Shelves	2 x adjustable shelves & 1 x fixed bottom shelf	3 x adjustable shelves & 1 x fixed bottom shelf	4 x adjustable shelves & 1 x fixed bottom shelf
Interior Lighting	3 x 7.5W LED	4 x 7.5W LED	5 x 7.5W LED (downlighting)
Refrigeration Unit	Self-contained R290	Self-contained R290	Self-contained R290
Sign	Unlit	Unlit	Lit

Storage Capacity

Internal Volume (L)	403		798		1071	
	Without matting	With matting	Without matting	With matting	Without matting	With matting
Product Facing	48 x 330ml can/ 30 x 600ml bottle	42 x 330ml can/ 28 x 600ml bottle	68 x 330ml can/ 64 x 600ml bottle	64 x 330ml can/ 60 x 600ml bottle	85 x 330ml can/ 80 x 600ml bottle	80 x 330ml can/ 75 x 600ml bottle
Product Loading	208 x 330ml can/ 120 x 600ml bottle	182 x 330ml can/ 112 x 600ml bottle	340 x 330ml can/ 320 x 600ml bottle	320 x 330ml can/ 300 x 600ml bottle	442 x 330ml can/ 400 x 600ml bottle	400 x 330ml can/ 375 x 600ml bottle

Performance

Max Ambient Temperature (°C)	25	25	25
Temperature Range (°C)	1 to 5	1 to 5	1 to 5
GEMS Certified Climate Class	3M1	3M1	3M1
Energy Consumption (kWh/24h)	7.50	16.15	18.34
Annual Running Cost (@ \$0.30/kWh)	\$821	\$1768	\$2008
Current Draw (Amps)	3.5	4.8	5.8



Download
Spec Sheets
on our website



¹This model is available in Australia only. ² Also available with a high sign (OD1100N.HS.FM), add 185mm to height.

Head Office

New Zealand
SKOPE Industries Limited
57 Princess Street
PO Box 1091
Christchurch 8140
New Zealand
International Tel: +64 (3) 983 3800

Customer Services

Australia
Freephone: 1800 121 535
Email: skope@skope.com

New Zealand
Freephone: 0800 947 5673
Email: skope@skope.com



Scan the QR code to register
your warranty.



The paper from this brochure is recyclable.

Information contained in this document has been checked for accuracy at the time of production. SKOPE reserves the right to alter any detail without notice. Conditions are subject to change without notice. The photographs used in this publication are for illustrative purposes only. Minor design changes may result in slight variations between the product illustrated and the final delivered product.

AUS 1800 121 535 / NZ 0800 947 567. Copyright © SKOPE Industries Limited. All rights reserved. SKOPE Industries Ltd reserves the right to alter specifications without notice. Visit www.skope.com for the most recent specification documents.